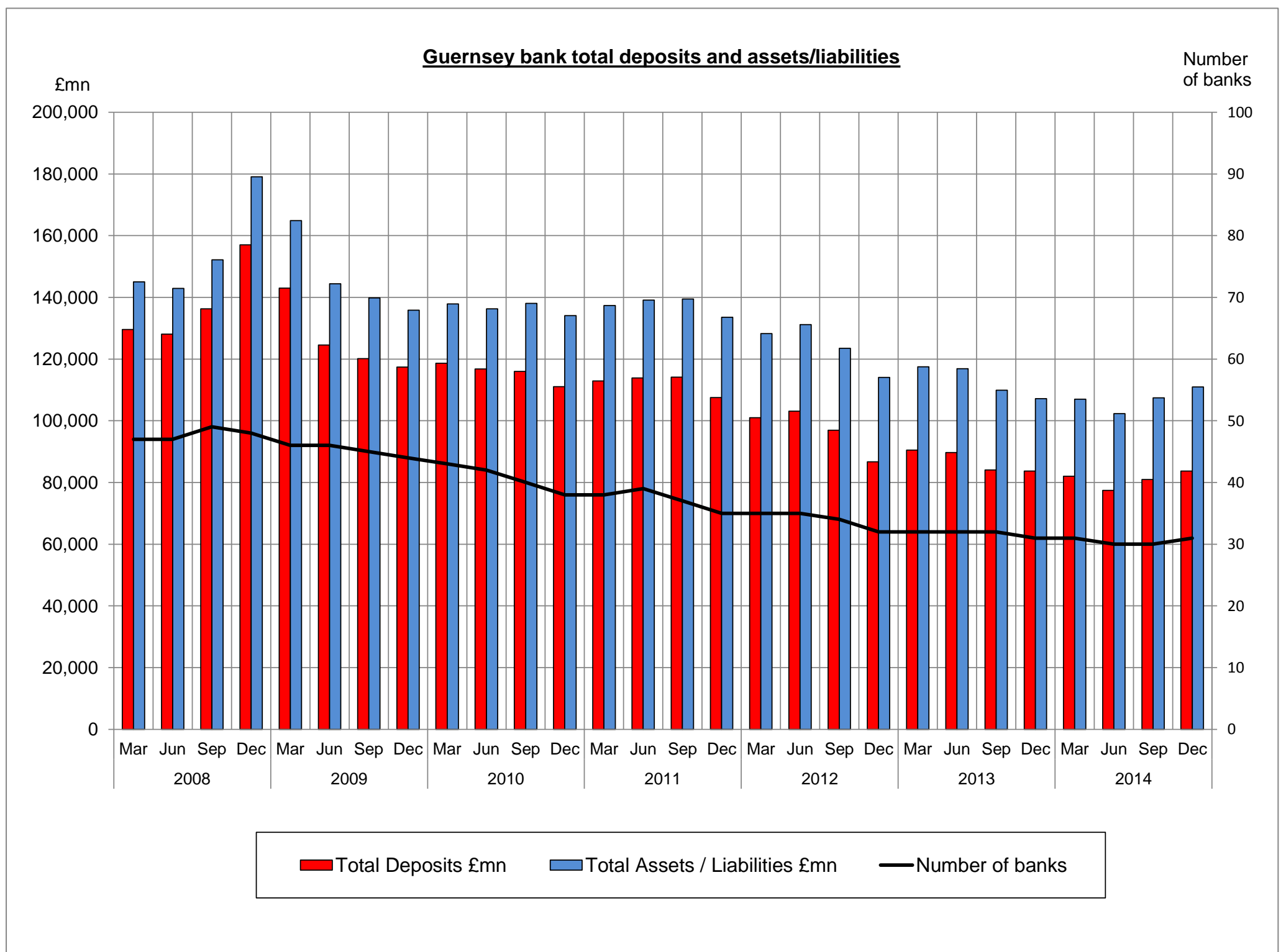


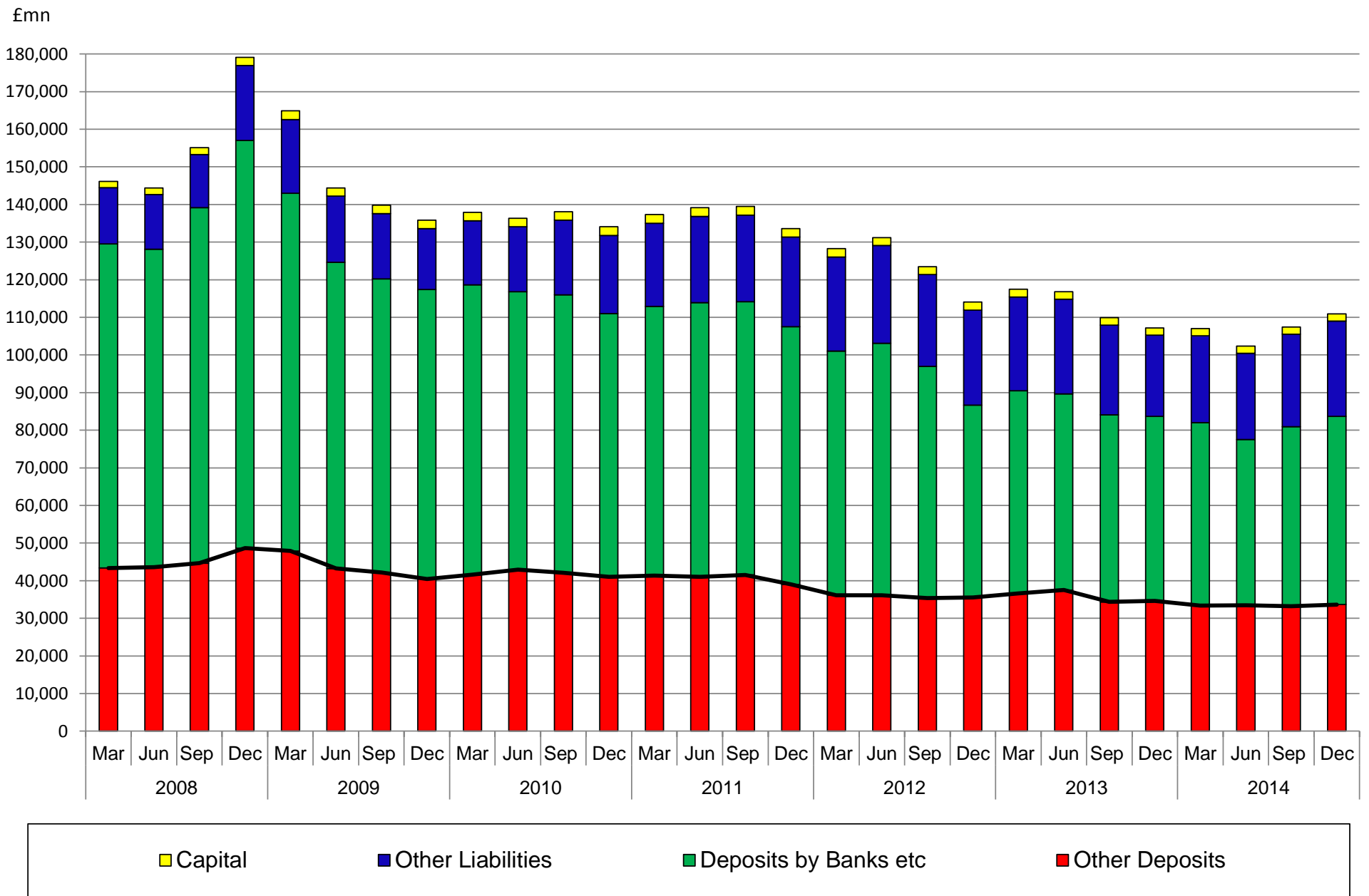
**GUERNSEY FINANCIAL SERVICES COMMISSION**

**GUERNSEY BANKING SECTOR STATISTICS**

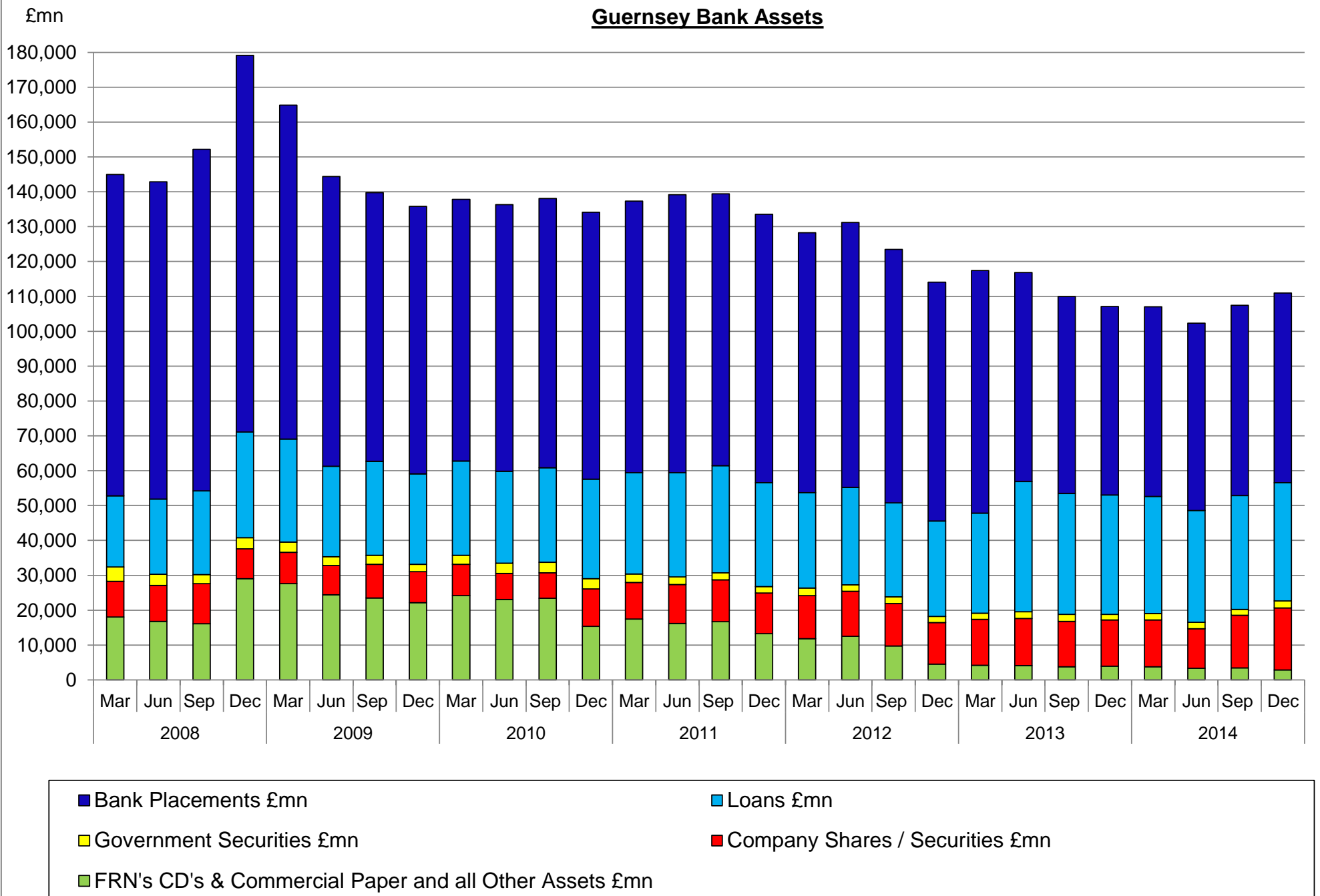
		Number of banks	Swiss fiduciary Deposits £mn	Other Deposits £mn	Total Deposits £mn	Quarterly change %	Total Assets / Liabilities £mn	Quarterly Change %
<b>2012</b>	<b>Mar</b>	35	33,696	67,296	<b>100,992</b>	-6.1	<b>128,272</b>	-4.0
	<b>Jun</b>	35	35,777	67,360	<b>103,137</b>	2.1	<b>131,170</b>	2.3
	<b>Sep</b>	34	33,042	63,900	<b>96,942</b>	-6.0	<b>123,459</b>	-5.9
	<b>Dec</b>	32	26,555	60,128	<b>86,683</b>	-10.6	<b>114,048</b>	-7.6
<b>2013</b>	<b>Mar</b>	32	26,567	63,954	<b>90,521</b>	4.4	<b>117,477</b>	3.0
	<b>Jun</b>	32	26,369	63,322	<b>89,691</b>	-0.9	<b>116,851</b>	-0.5
	<b>Sep</b>	32	24,988	59,091	<b>84,079</b>	-6.3	<b>109,946</b>	-5.9
	<b>Dec</b>	31	23,054	60,651	<b>83,705</b>	-0.4	<b>107,145</b>	-2.5
<b>2014</b>	<b>Mar</b>	31	23,048	58,978	<b>82,026</b>	-2.0	<b>107,010</b>	-0.1
	<b>Jun</b>	30	21,079	56,405	<b>77,484</b>	-5.5	<b>102,330</b>	-4.4
	<b>Sep</b>	30	20,883	60,070	<b>80,953</b>	4.5	<b>107,452</b>	5.0
	<b>Dec</b>	31	21,629	62,032	<b>83,661</b>	3.3	<b>110,934</b>	3.2



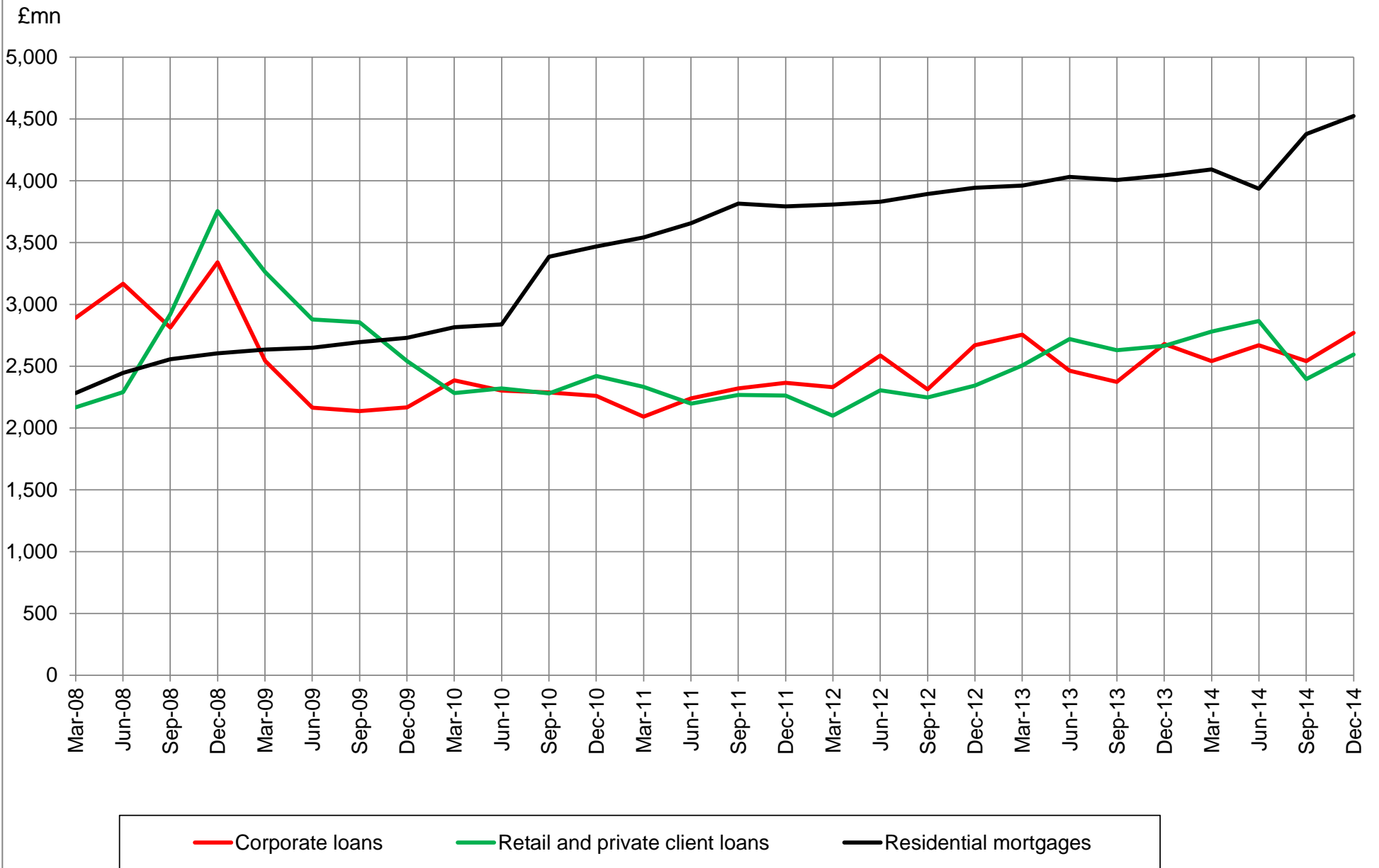
### Guernsey Bank Liabilities



### Guernsey Bank Assets



**Selected loans and advances**



**Total Assets, Number of Licensees and F.T.E. Staff**

